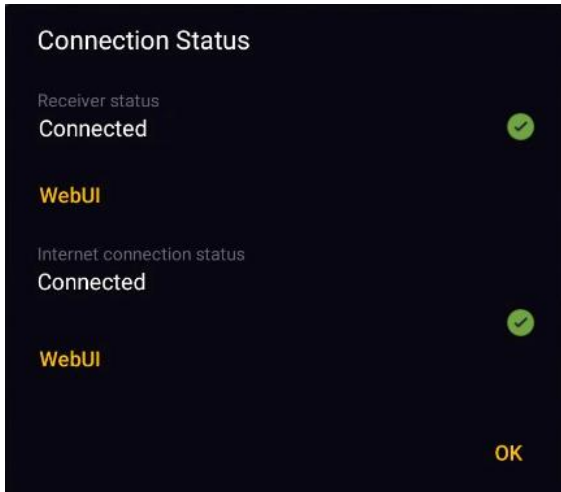


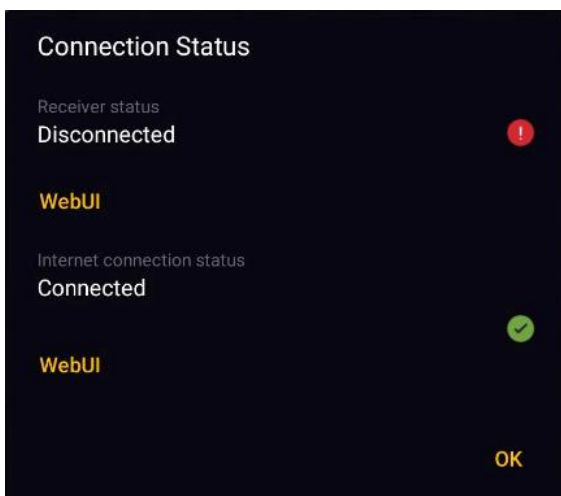


## Connection Status

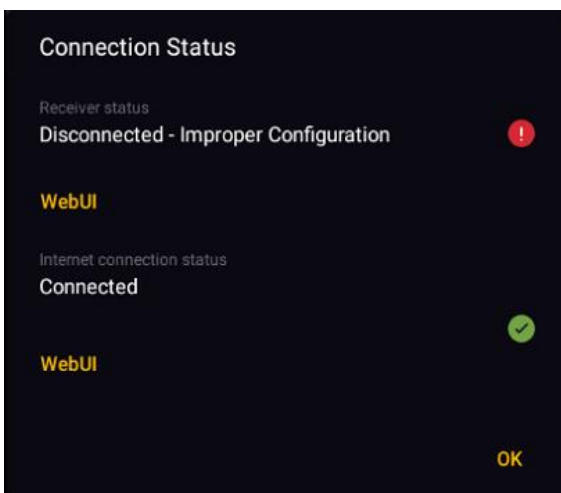
Tapping the Connection Status icon displays the communication status dialog where you can view hardware connection statuses. Communication between GuidEx hardware components is via 4 wire ethernet on the 192.168.89.\* network.



When an ethernet connection is established to a component, the status will read “Connected” In this example, we have established connections to both the Receiver and the Internet Gateway.



When an ethernet connection to a component has failed, the status will read “Disconnected” In this example, we have an established connection to the Internet Gateway, but not the Receiver. This would result in no positioning data with obvious symptoms being a black screen, and GNSS Quality indicators of 999.



When “Improper Configuration” is displayed in the receiver section, there is usually either an IP address error, such as an incorrect number, or on rare occasions the BX992 may have entered “Monitor Mode”. If this occurs, contact your GuidEx support channel.